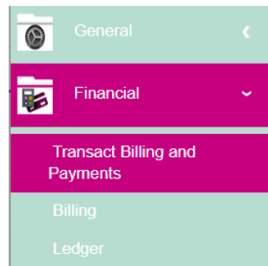


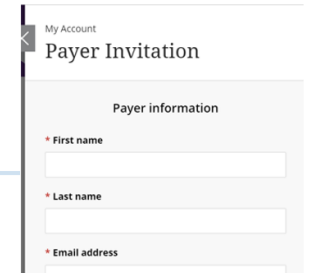
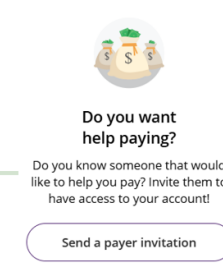
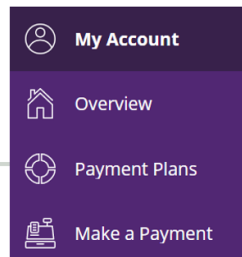
HOW DO I...



INVITE A PAYER?



Login to Transact Payments®



On the left side of the Sonis student portal, click Financial, then Transact Billing and Payments

Click the middle of the Transact logo

On the left side, click Overview

Click Send a payer invitation

Fill out the field and click Send invitation