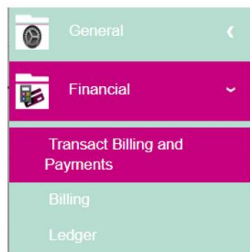


HOW DO I...



SET UP E-REFUND?

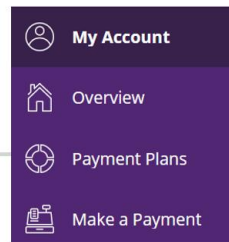


On the left side of the Sonis student portal, click Financial, then Transact Billing and Payments

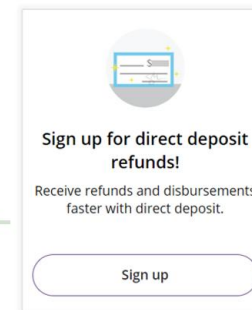
Login to Transact Payments®



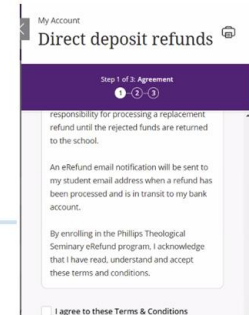
Click the middle of the Transact logo



On the left side, click Overview



Click Sign up under direct deposit refunds



Fill out the agreement and enter in your banking information